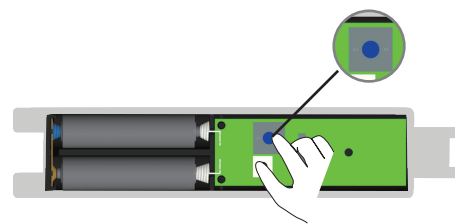




Set vibration grade:



open the outer shell,transmitters have 0 ~ 9 grades switch which used for dial the code for your choose



there are ten level of intensity of vibration, increase from level 0 to level 9 , and customers can set different class as per their demands. Only when the vibration strength reaches the certain set value, can the emitter be triggered and then emit signal to withdraw the roller blinds. The emitter will emit signal three times after it detects the vibration, thus can make sure to withdraw the roller blinds. level 1 is the most sensitive one, level 9 is the least. level 0 sense nothing.



place the cover after operation, it will enter the normal working statue.

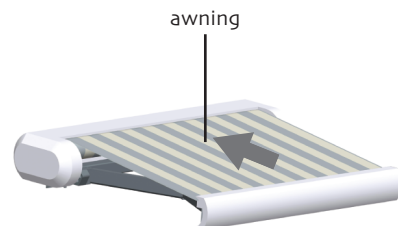


Working principle:



DC510

When there is a vibration, reaching setting point, DC510 launch three times code. (30s quit the sense statue after one order is transmitted)



pack up awning



If vibration continues, the sensor will stand by after motor closed; if vibration happens randomly, the motor will standby directly.



All controls support 433MHz
All controls support 3V
All the parameters to the nameplate shall prevail

Electronic D

control awning open and close through vibration sensor

DC510 shake sensor Specification



Version No : A/01



Technical Support



when voltage is below 2.2V, it will beep every 5s to remind the battery changing.



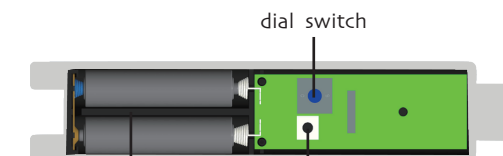
DC510

power supply voltage: DC 3 V (two batteries of number seven)
Working temperature: -20°C ~ 55°C
Emission power: 10 milliwatt

Button specification



multi-function button: 0 level--set button, 5 level--up button, 9 level--down button.



batteries multi-function button



Method of use

Match with E and R motors:



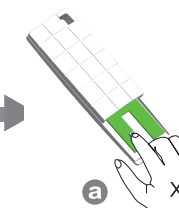
emitter should be already programmed. If emitter "a" is deleted, then the wind-sun sensor is invalid



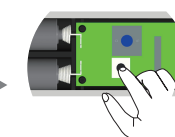
Switch on



The dial switch is adjusted to 0



continue to press "a" emitter's setting button two times



press the multi-function button one time of DC510



ok

Emitter adding is ok

Match with DC136:



The interval of different button must within 10 seconds for all setting, otherwise the system will restore the original state.



One receiver store 20 emitters channels at most, and one channel of emitter can control 20 receivers at most.



switch on



The dial switch is adjusted to 5



Press the receiver programming key



See green indicator flashing



Press the STOP button of receiver



See the receiver green indicator long flashing



press the multi-function button one time of DC510



See green indicator flashing and extinguished

ok

Setting is OK