



In order to fully explore available functions of TP16 series please take a moment and read this manual before using the device.  
TP16 transmitters are compatible with all TENPILOT brand devices.

## 1. General information

Power supply:  
3 V

Battery:  
CR2450

Work current:  
max 25 mA

Work frequency:  
433.92 MHz

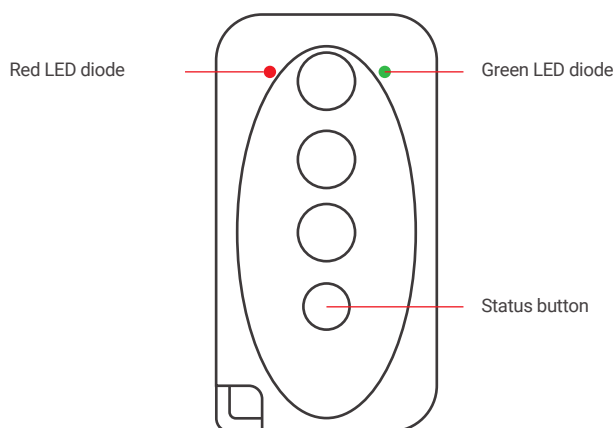
Dimensions:  
35 x 70 x 12 mm

Range:  
to 30 m



Radio receiver range is a variable value and can differ from declared values depending on conditions in which device operates. Possible sources of changes in range are building construction, interference caused by other radio transmitters etc.

## 2. Detailed description



Batteries contain substances that may be hazardous to health and may pollute the environment. Used batteries should be disposed of properly.

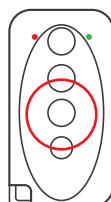
## 3. Programming the remote control for garage door opener



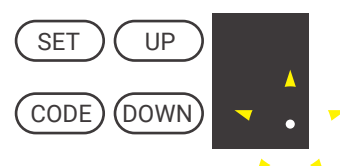
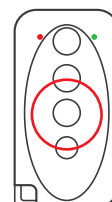
Remote is compatible with UNIVERSAL and PRO series.



Press CODE button.  
In the bottom corner a dot (.) appears.



Press the button on the transmitter  
that will control the drive  
(Note: the status button can not control the drive).  
The dot on the display disappear.

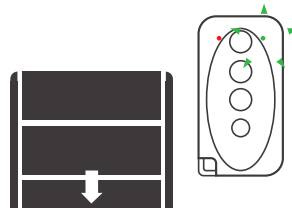
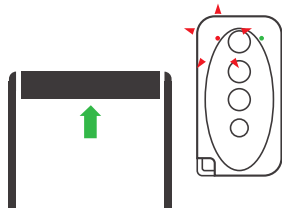
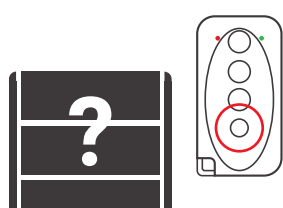


The dot on the display will flash several times.  
The remote control has been programmed.

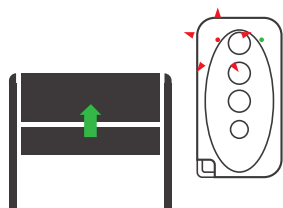
## 4. Checking the gate status



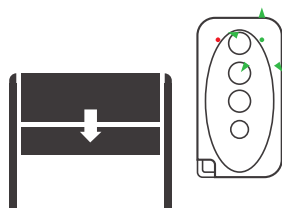
Function is available for control UNIVERSAL and PRO garage door opener series.



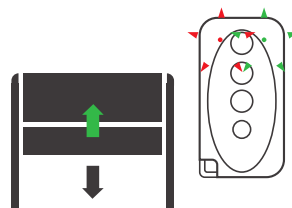
To check the garage door's position, press the status button on the transmitter, then press the button which controls the garage drive.



When the red LED diode flashes, the door is opening.



When the green LED diode flashes, the door is closing.



When the red and green LED diodes flash alternately the gate is neither completely open nor closed.